

ASSEMBLY INSTRUCTION

Thank You

FOR CHOOSING FELTON INDUSTRIES

2 TIER 2mtr TIERED SEATING
[Code No: 2TKG2]



"This product has been manufactured in Australia to the highest quality standard, guaranteeing proven quality, durability and low maintenance"



1800 22 00 55

1800 05 91 58

sales@felton.net.au

www.felton.net.au

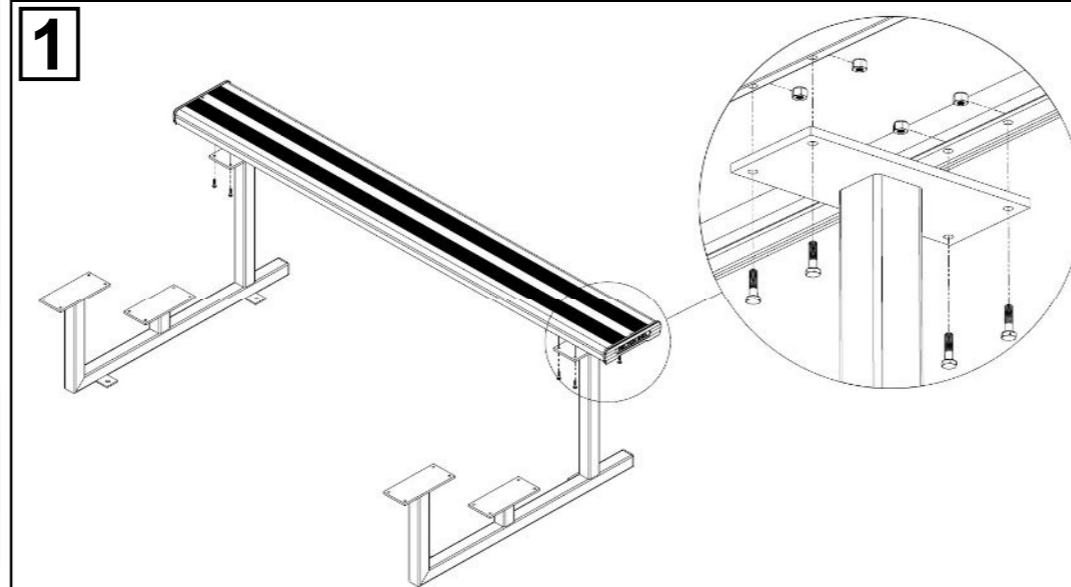
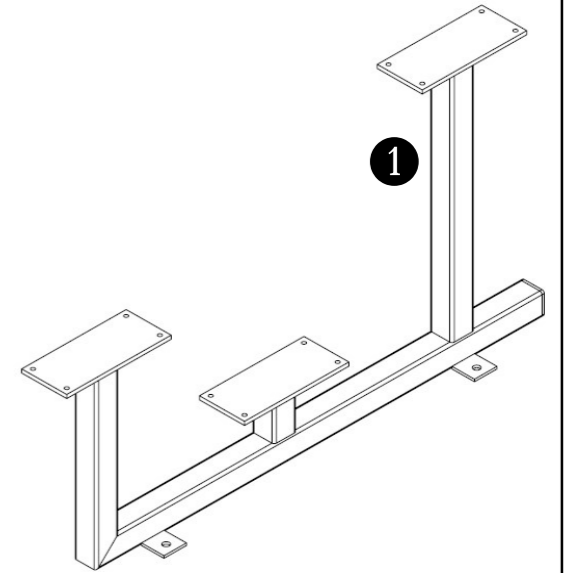
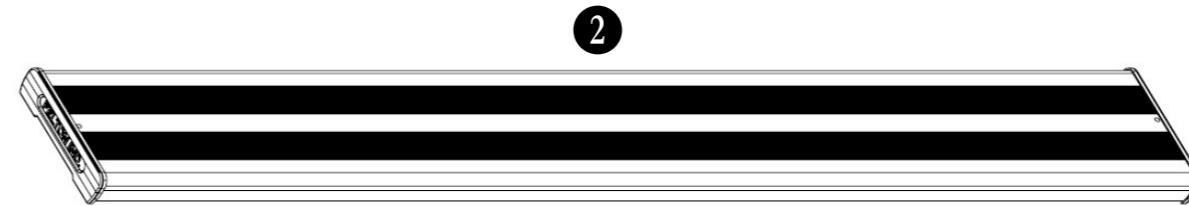
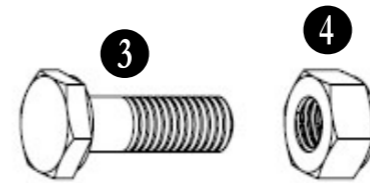


Felton Industries Pty Ltd | ABN: 17 130 687 240

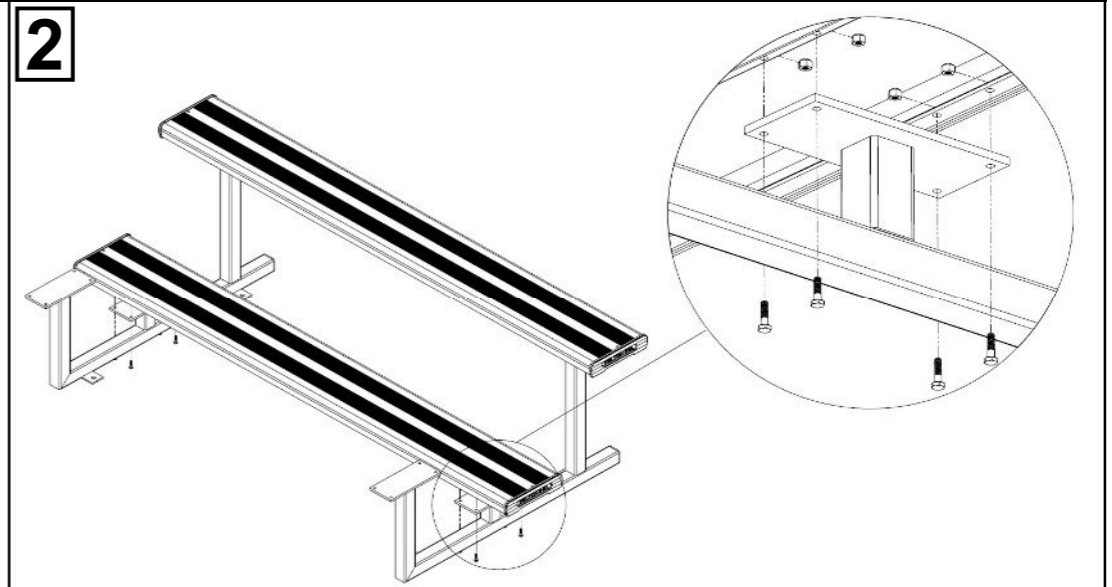


WARNING: This assembly required two or more people as lifting is involved. Please ensure bolts and nuts are only finger-tightened throughout assembly for flexibility in lining up components. Bolt and nuts should be securely tightened in place when instructed to do so. Please check all components are included before proceeding with the assembly

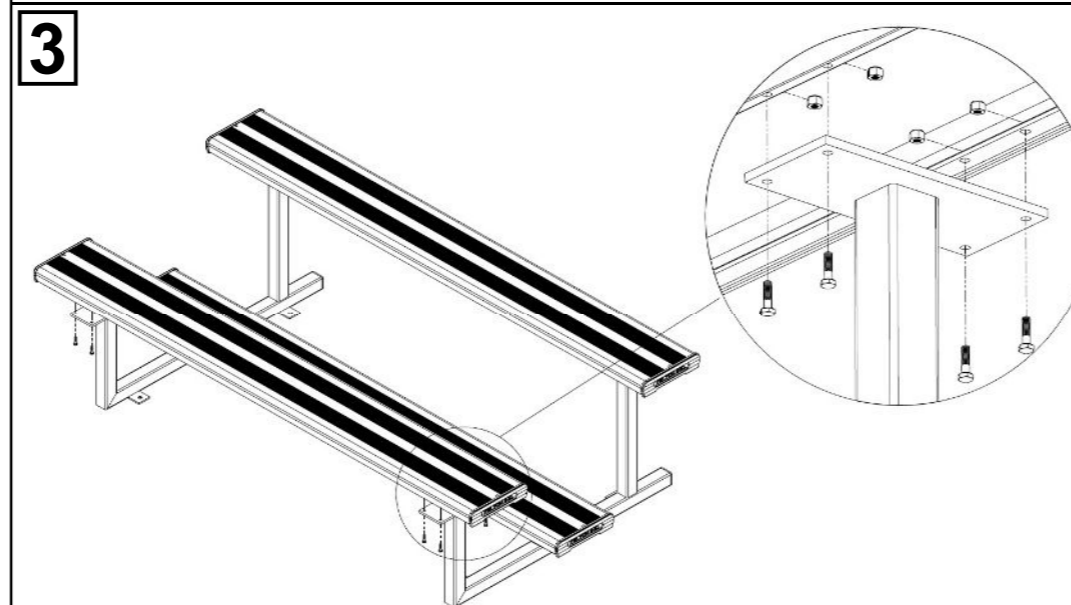
ITEM	DESCRIPTION	Qty
1	TKG_2 TIER BASE FRAME	2
2	TKG_TIER PLANK L2000	3
3	AS-NZS 2465 Bolt - 1/4" x 1"	24
4	AS-NZS NYLON Nut - 1/4"	24



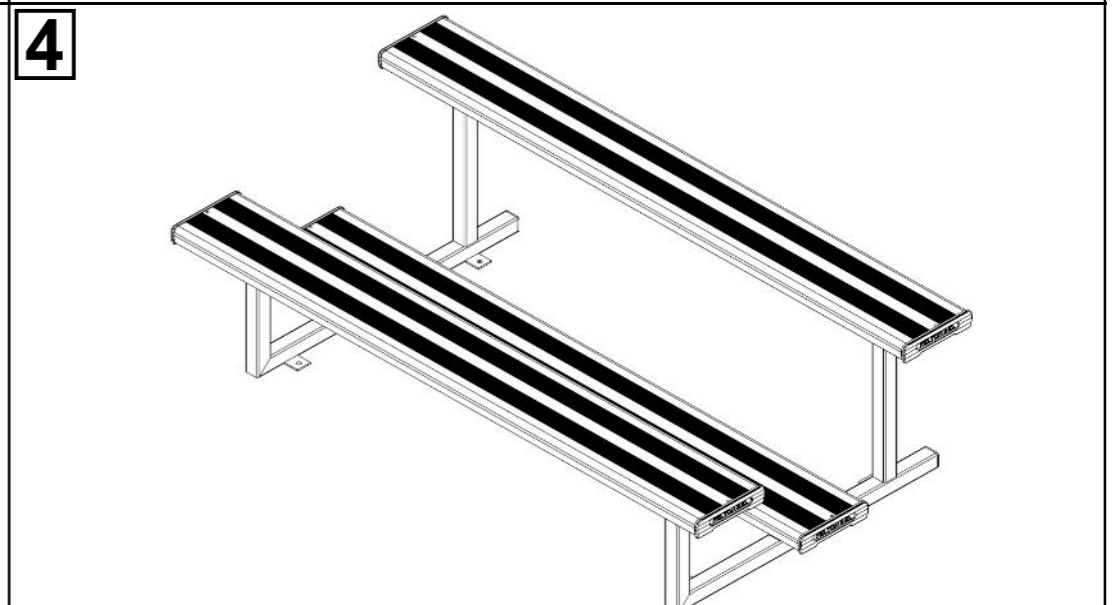
Attach one plank 2 to two base frames 1 at the top position by using bolts 3 and nuts 4 as illustrated. Note that all fixing lugs on base frames 1 face inwards.



Attach another plank 2 to two base frames 1 at the lower position by using bolts 3 and nuts 4 as illustrated.



Repeat the previous step with the remaining plank 2 as illustrated.



Tighten all hexagonal head bolts 3 and nuts 4 with spanners and appropriate tools. Then attach the whole assembly to the ground by using M12 dyna-bolts preferably, on each frame lug.