


ASSEMBLY INSTRUCTION

Thank You

FOR CHOOSING FELTON INDUSTRIES

KIDS ABOVE GROUND BENCH SEAT 2mtr
[Code No: EZYJAG2]



"This product has been
manufactured in Australia to the
highest quality standard,
guaranteeing proven quality,
durability and low maintenance"



1800 22 00 55 1800 05 91 58
sales@felton.net.au www.felton.net.au

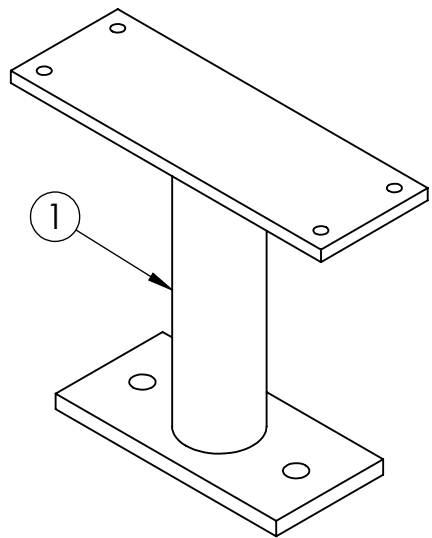

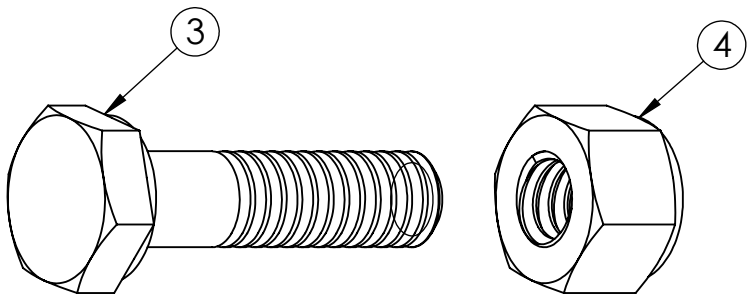


Felton Industries Pty Ltd | ABN: 17 130 687 240

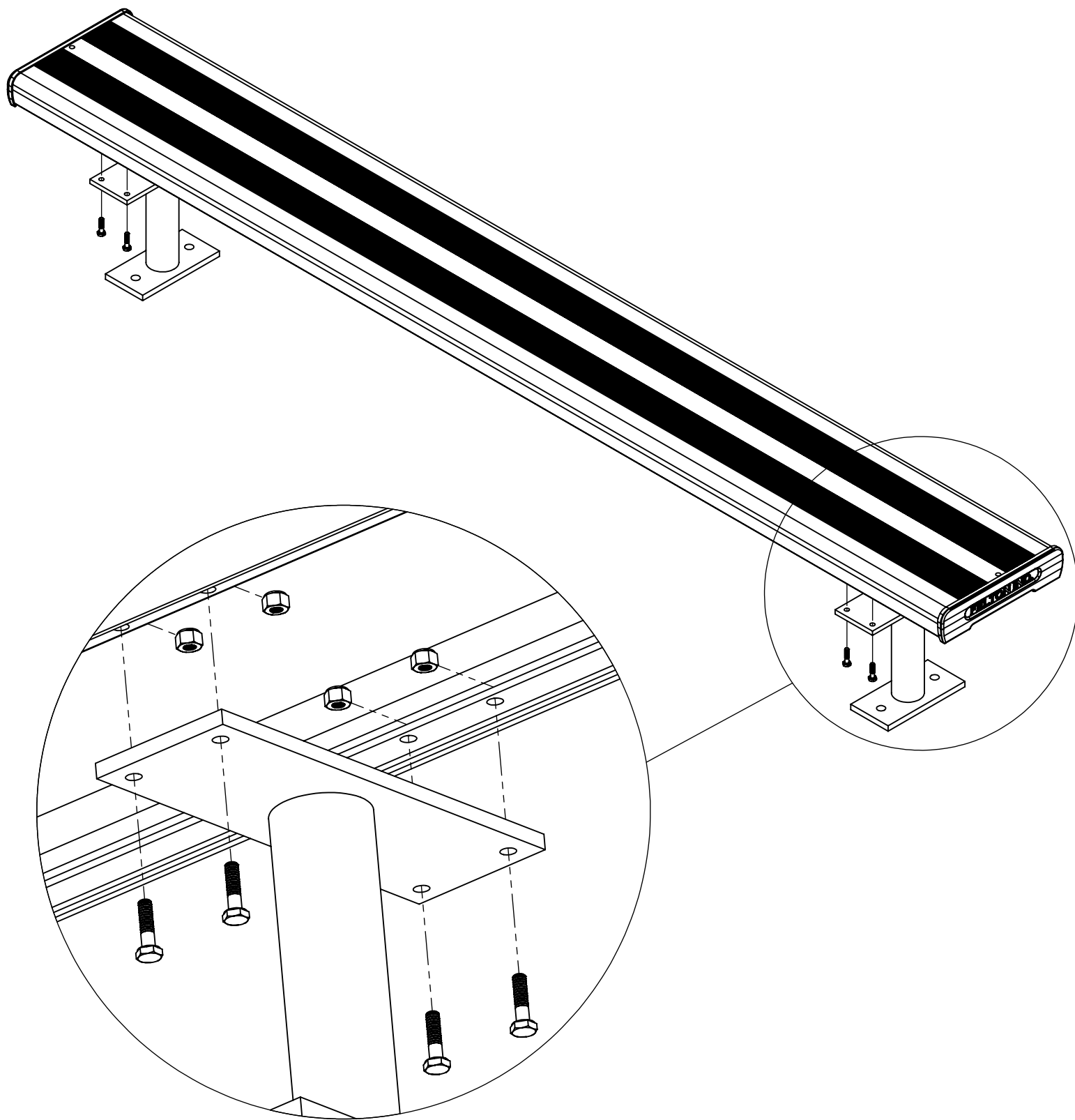


WARNING: This assembly required two or more people as lifting is involved. Please ensure bolts and nuts are only finger-tightened throughout assembly for flexibility in lining up components. Bolt and nuts should be securely tightened in place when instructed to do so. Please check all components are included before proceeding with the assembly

ITEM	DESCRIPTION	Qty
1	EZYJAG_ABOVE GROUND LEG SUPPORT	2
2	EZYJAG2_SEAT PLANK L2000	1
3	AS-NZS 2465 Bolt - 1/4" x 1"	8
4	AS-NZS NYLON Nut - 1/4"	8

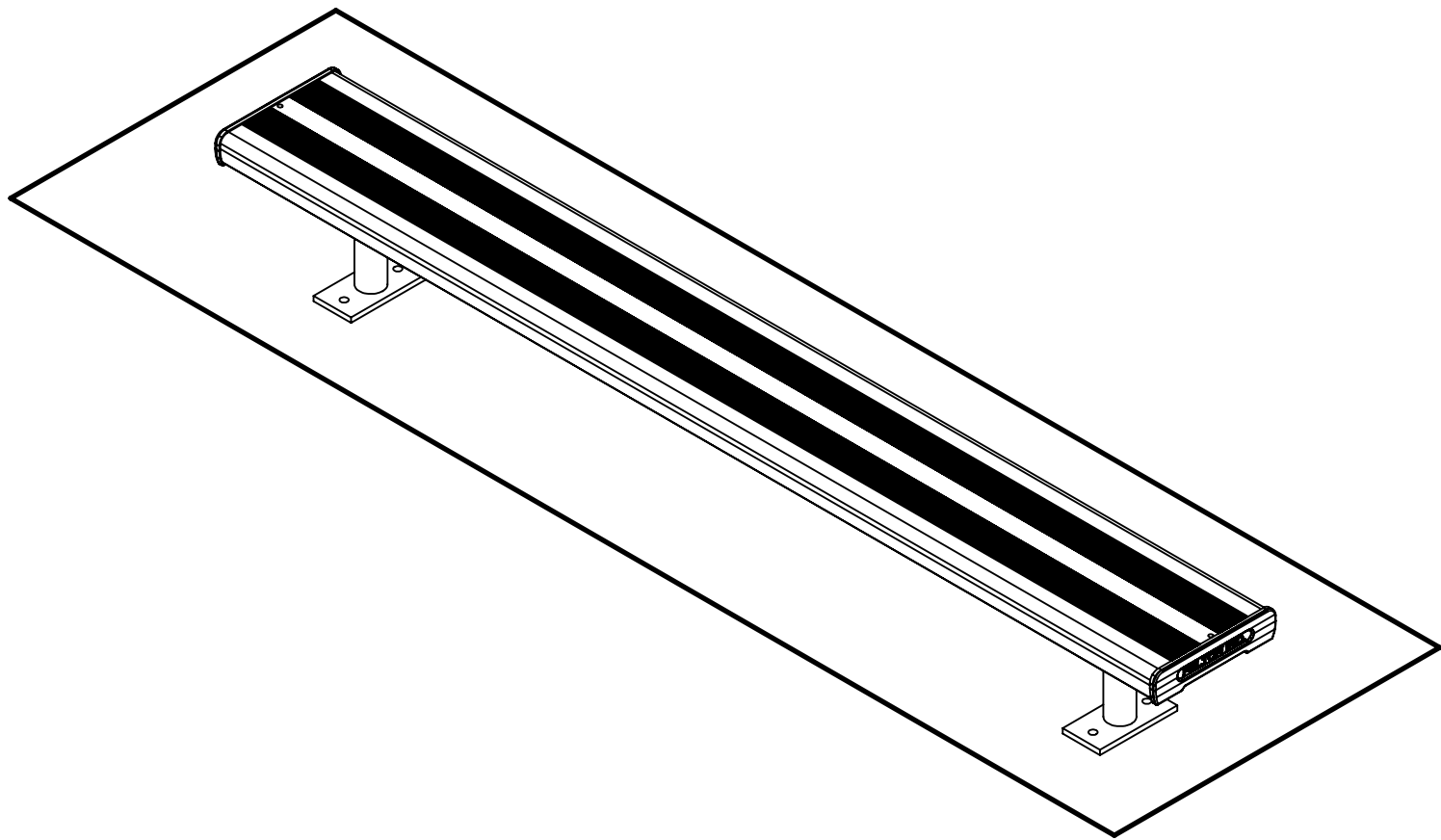


1



Attach the seat plank (2) to two leg supports (1) by using bolts (3) and nuts (4) as illustrated.

2



Tighten all hexagonal head bolts with spanners and appropriate tools. Then attach the whole assembly to the ground by using M12 dyna-bolts preferably, on each frame lug.