

ASSEMBLY INSTRUCTION

Thank You

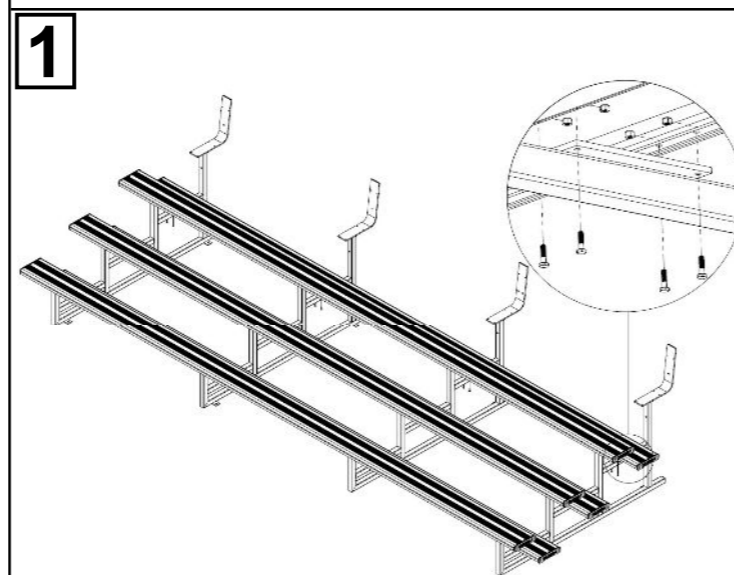
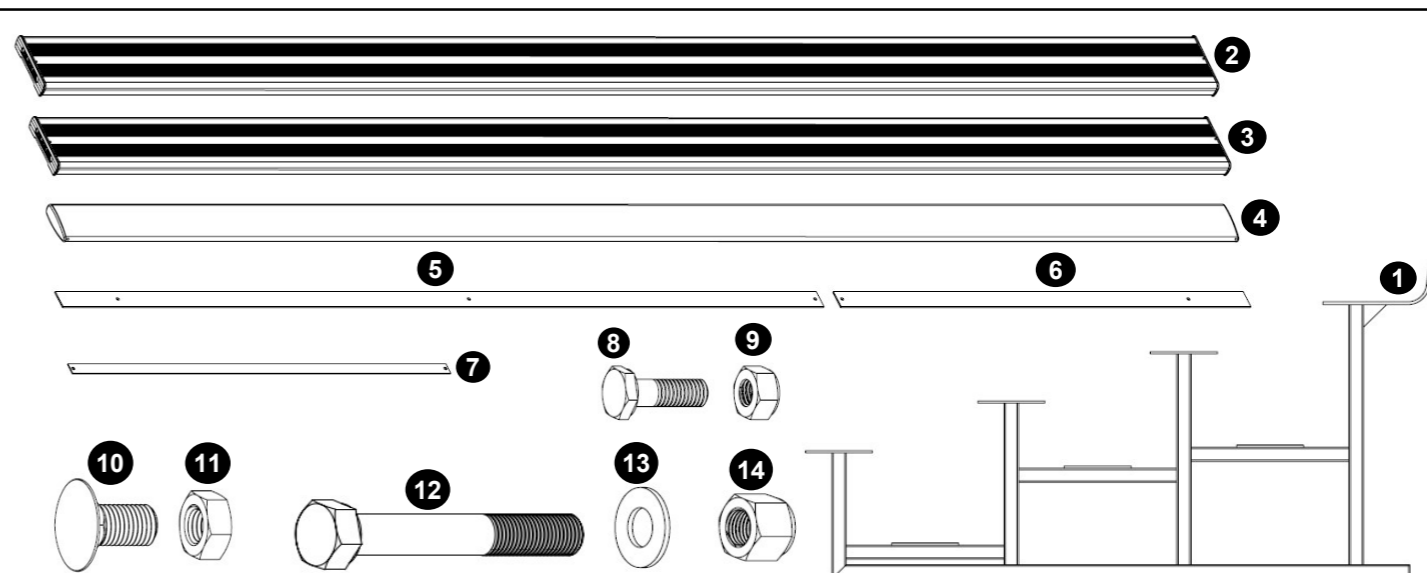
FOR CHOOSING FELTON INDUSTRIES

6 mtr SELECT GRANDSTAND
[Code No: SELG4T6]

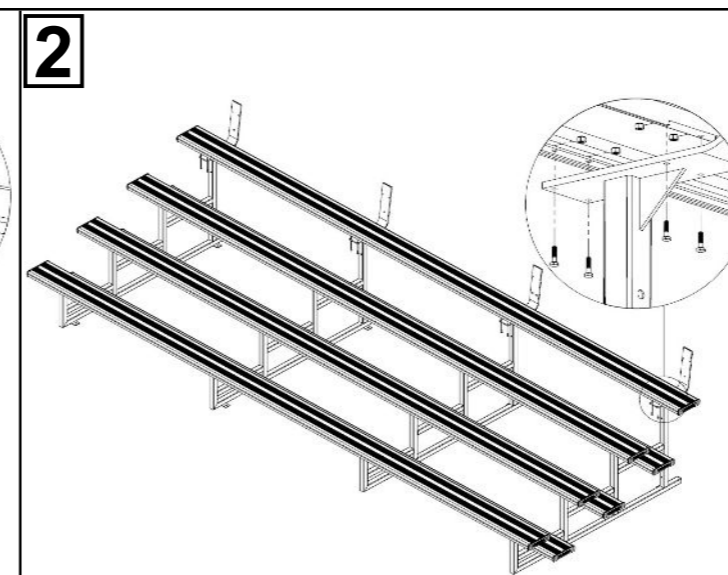


WARNING: This assembly required two or more people as lifting is involved. Please ensure bolts and nuts are only finger-tightened throughout assembly for flexibility in lining up components. Bolt and nuts should be securely tightened in place when instructed to do so. Please check all components are included before proceeding with the assembly

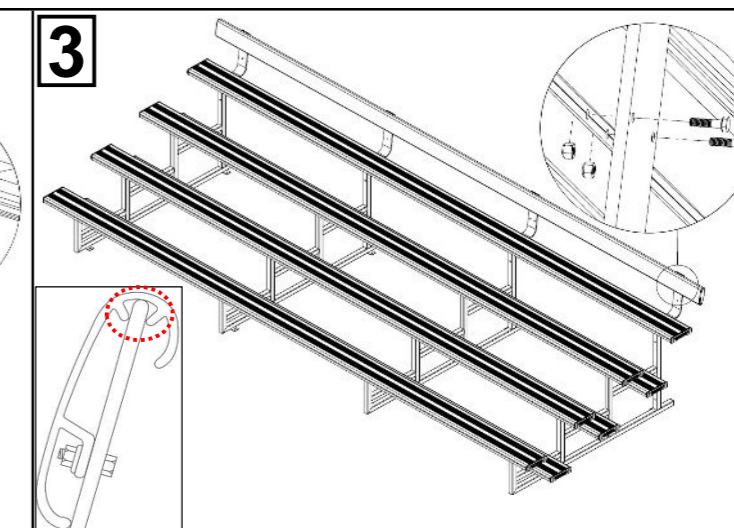
ITEM	DESCRIPTION	Qty
1	SELG4T6_BASE FRAME ASM	4
2	SELG4T6_TIER PLANK L6000 ASM	6
3	SELG4T6_4th SEAT PLANK L6000 ASM	1
4	SELG4T6_BACKREST PLANK L6000 ASM	1
5	SELG4T6_AL FLAT BAR 80x6xL3900	1
6	SELG4T6_AL FLAT BAR 80x6xL2100	1
7	SELG4T6_AL FLAT BAR 50x4xL1941	6
8	AS-NZS 2465 Bolt - 1/4" x 1"	120
9	AS-NZS NYLON Nut - 1/4"	120
10	AS 1112 Bolt - 3/8" x 1"	5
11	AS 1112 Nut - 3/8"	5
12	AS-NZS 2465 Bolt - 1/2" x 3.5"	8
13	AS-FLAT WASHER - 1/2"	16
14	AS-NZS NYLON Nut - 1/2"	8



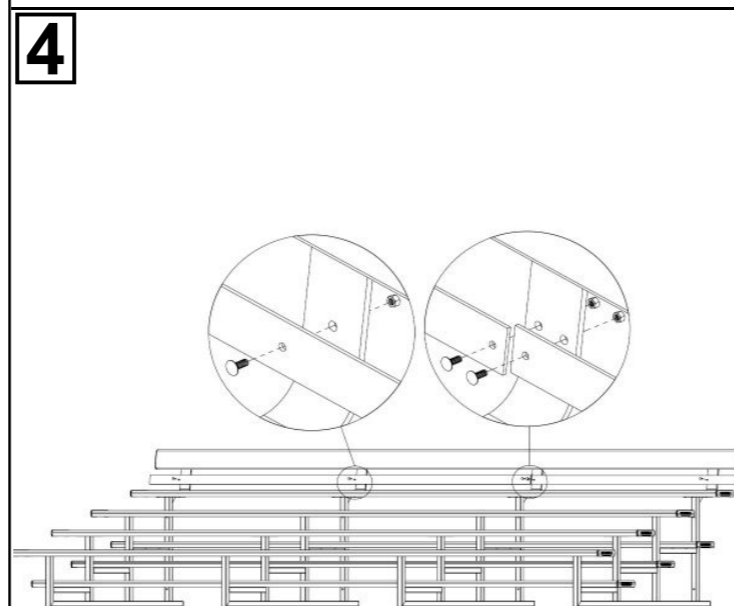
Attach six planks 2 to four base frames 1 to create tread and seat platforms by using bolts 8 and nuts 9. **Note that all fixing lugs on base frames face inwards.**



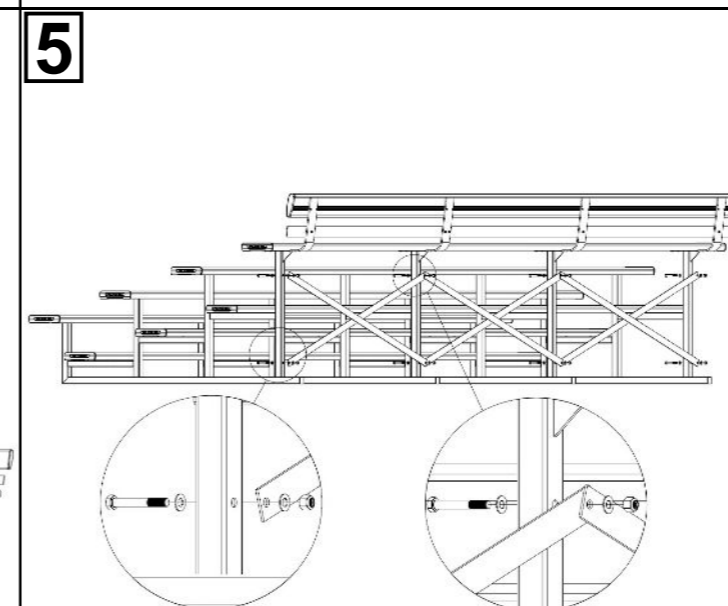
Attach 4th seat plank 3 (with notch cut beneath) to the assembly in step 1 by using bolts 8 and nuts 9 as illustrated.



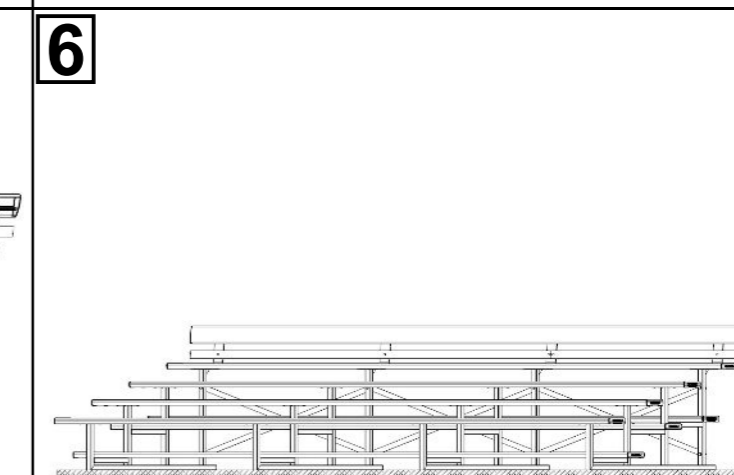
Install the backrest plank 4 onto frame fixing plates as illustrated. Fasten the backrest plank 4 with hexagonal bolts 8 and nuts 9. Ensure the fixing plates are installed in the right place on backrest plank.



Attach the long flat bars 5 and 6 to fixing plates by using bolts 10 and nuts 11 as illustrated.



Attach six flat bars 7 to the back of base frames 1 by using bolts 12, washers 13 and nuts 14 as illustrated.



Tighten all hexagonal head bolts with spanners and appropriate tools. Then completely tighten the M12 dynabolts to attach the whole assembly firmly to the ground.

"This product has been manufactured in Australia to the highest quality standard, guaranteeing proven quality, durability and low maintenance"



1800 22 00 55

1800 05 91 58

sales@felton.net.au

www.felton.net.au



Felton Industries Pty Ltd | ABN: 17 130 687 240