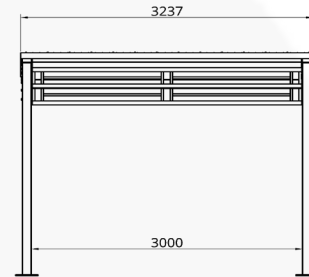
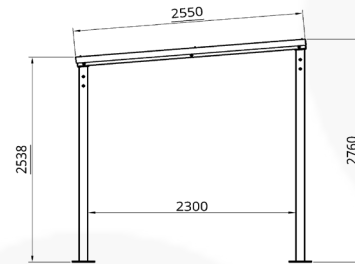




MOD Shelter

2.5x3M Modular Shelter

The MOD Shelter can stand alone as a spacious 2.5m x 3m sheltered unit, or connect modularly to span up to 80 metres, forming seamless covered walkways. Ideal for councils, schools, universities, and venues, it provides scalable shade and reliable all-weather coverage to suit a wide range of outdoor needs.



Certifications:

- Australian Made and designed product.
- Structurally Certified
- Wind Category C Certified
- ISO 14001
- ISO 9001
- ISO 45001


Lead Times:

- 6 - 8 Weeks

Features:

- **Scalable Solution** – Single unit of 2.5m x 3m, or connect up to 80 metres to create continuous walkways.
- **Durable Finishes** – Available in a variety of Dulux powdercoat colours for the frame.
- **Choice of Louver System** – Select the original simple slat design or a perforated sheet metal option, with opportunities to customise the sheet metal with your logo, artwork, or unique design.
- **Flexible roofing options** – Choose from multiple Colorbond roofing colours to suit your site.

Frame Finishes:



Colourbond Roof:

